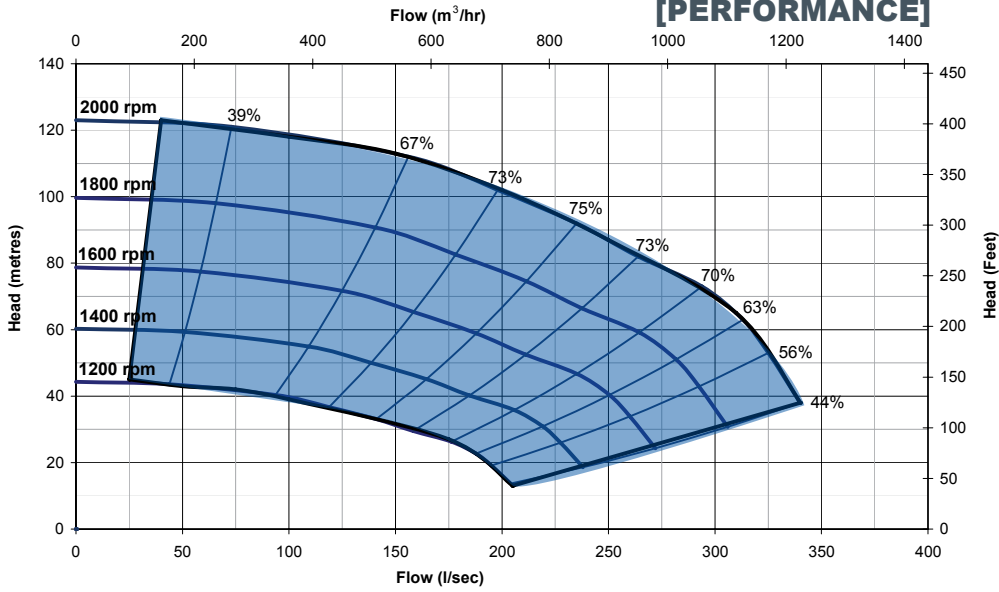


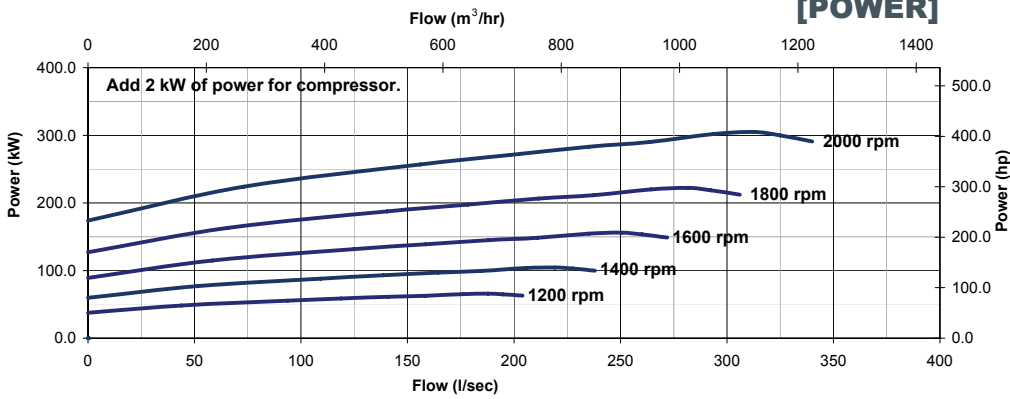
**CAT C18 ACERT Engine**

Pump Type	
Branch Sizes	300 x 250mm
Speed	Variable
Max Solids Handling	35mm
Max Impeller Diameter	440 mm
Min Impeller Diameter	360mm

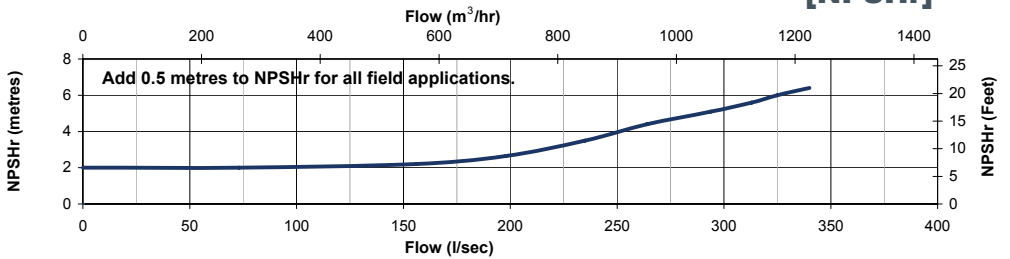
**[PERFORMANCE]**



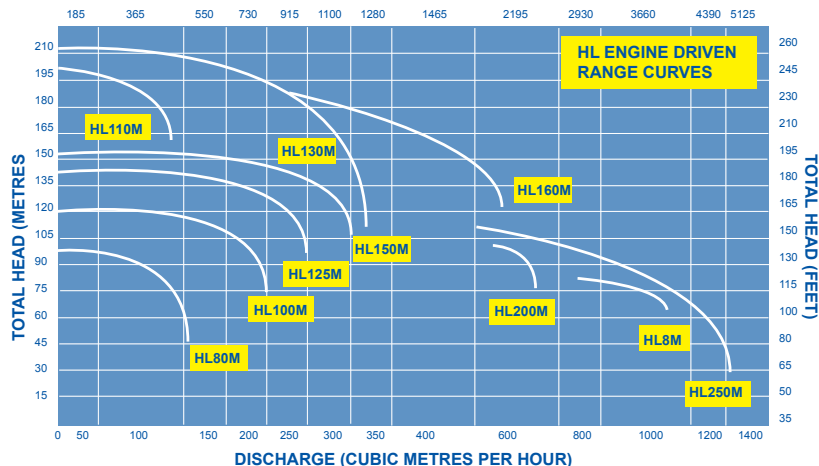
**[POWER]**



**[NPSHr]**



**DISCHARGE (IMPERIAL GALLONS PER MINUTE)**



Pump Model	<b>[HL250M]</b>
Fuel Consumption	90 L/h
Maximum Flowrate or Maximum Total Head	340 L/s 115m closed valve
Engine	CAT C18 ACERT
Discharge & Intake	300 x 250mm
Speed	variable
Trailer Mounted	
Height	2705mm
Length	5296mm
Width	2100mm
Skid Mounted	
Height	2300mm
Length	4400mm
Width	1520mm

